


PRE SCHEME SHAREHOLDING PATTERN

Home

Validate


General information about company	
Scrip code	500020
NSE Symbol	BOMDYEING
MSEI Symbol	
ISIN	INE032A01023
Name of the company	The Bombay Dyeing & Mfg. Co. Ltd.
Whether company is SME	No
Class of Security	Equity Shares
Type of report	Quarterly
Quarter Ended / Half year ended/Date of Report (For Prelisting / Allotment)	30-06-2018
Date of allotment / extinguishment (in case Capital Restructuring selected) / Listing Date	
Shareholding pattern filed under	Regulation 31 (1) (b)

for THE BOMBAY DYEING & MFG. CO. LTD



 (SANJIVE ARORA)
 COMPANY SECRETARY

[Home](#)[Validate](#)

Sr. No.	Particular	Yes/No	Promoter and Promoter Group	Public shareholder	Non Promoter- Non Public
1	Whether the Listed Entity has issued any partly paid up shares?	No	No	No	No
2	Whether the Listed Entity has issued any Convertible Securities ?	No	No	No	No
3	Whether the Listed Entity has issued any Warrants ?	Yes	No	Yes	No
4	Whether the Listed Entity has any shares against which depository receipts are issued?	Yes	Yes	No	Yes
5	Whether the Listed Entity has any shares in locked-in?	Yes	No	Yes	No
6	Whether any shares held by promoters are pledge or otherwise encumbered?	Yes	Yes		
7	Whether company has equity shares with differential voting rights?	No	No	No	No



Note : Data will be automatically populated from shareholding pattern sheet - Data Entry Restricted in this sheet

[illegible]

Category & Name (i)	Nos. of shareholders (iii)	No. of fully paid up equity shares held (iv)	No. of Partly paid- up equity shares (v)	No. of shares underlying Depository Receipts (vi)	Total nos. shares held (vii) = (iv)+(v)+(vi)	Shareholding as a % of total no. of shares (as per SCS) (viii) As a % of (A+B+C2)	Number of Voting Rights held in each class of securities (X)			Total as a % of Voting rights (xi)	No. of Shares Underlying Outstanding convertible securities (xii)	No. of Shares Underlying Outstanding convertible securities (xiii)	No. of Shares Underlying Outstanding convertible securities (xiv)	Shareholding as a % assuming full conversion of convertible securities (xv) = (vii)+(xv) As a % of (A+B+C2)	Number of locked in shares (xvi)		Number of Shares pledged or otherwise encumbered (xvii)		Number of equity shares held in convertible form (xviii)
							No. of Voting Rights	Class as per SCS	Class as per SCS	Total					(a)	(b)	(c)	(d)	

Indian												
(a)	Indefinite/Unsub. Unsub. Entity	3	2084953	0	2084953	1.01	2084953.00			2084953	1.01	
(b)	Central Government/State Government(s)											
(c)	Financial Institutions/ Banks											
(d)	Any Other (Specify)	20	45300315	0	45300315	21.98	45300315.00			45300315	21.98	
Sub-Total (A1)		23	47475268	0	47475268	22.99	47475268.00			47475268	22.99	
Foreign												
(a)	Indefinite/ Non-Resident Individual/ Foreign	4	2801560	0	2801560	1.36	2801560.00			2801560	1.36	
(b)	Government											
(c)	Institutions											
(d)	Foreign Portfolio Investor	4	57963790		60583790	29.34	60583790.00			60583790	29.34	
(e)	Any Other (Specify)	8	60647350	2740000	63387350	30.70	63387350.00			63387350	30.69	
Sub-Total (A2)		8	60647350		63387350	30.70	63387350.00			63387350	30.70	
Total Shareholding of Promoter and Promoter Group (A)+(B) (A1)+(A2)		31	108129318	2740000	110869318	53.69	110869318.00			110869318	53.68	

Details of Shares which remain unclaimed for Promoter & Promoter Group

Non-institutions																			4192
(1)	Mutual Funds	6	12227		12227	0.01	12227			12227	0.01							0	0.00
(2)	Venture Capital Funds																		
(3)	Alternate Investment Funds																		
(4)	Foreign Venture Capital Investors																		
(5)	Foreign Portfolio Investors	35	3983232		3983232	1.93	3983232			3983232	1.93							0	0.00
(6)	Financial Institutions/Banks	33	257418		257418	0.12	257418			257418	0.12							0	0.00
(7)	Insurance Companies	3	771549		771549	3.74	771549			771549	3.74							0	0.00
(8)	Provident Funds/Pension Funds																		
(9)	Any Other (Specify)	10	601229		601229	0.29	601229			601229	0.29							0	0.00
Sub-Total (B)(1)		87	12568745		12568745	6.09	12568745.00			12568745	6.09							0	0.00
(12)	Central Government/State Government(s)/ President of India																		
Sub-Total (B)(2)																			
Non-institutions																			
Sub-Total (B)(3)																			
										</									

Details of the shareholders acting as persons in Concert for Public

(a)(i)	Investment in Non-Promoter/Non-Public Shareholders holding nominal share capital in excess of Rs. 2 lakh	33	1402632		1402632	7.23	1402632		1402632	7.23	0	0	0.00	1402632
(b)	NFC registered with SE	21	99540		99540	0.48	99540		99540	0.48	0	0	0.00	99540
(c)	Employee Trusts													
(d)	Overseas Depositories (Indirect Own) (Shareholding figure)													
(e)	Sec. Other (unrecd)	2280	27514875		27514875	13.32	27514875		27514875	13.32	0	0	0.00	27514875
	Sub-Total (B)(1)	101312	83064112		83064112	40.73	83064112		83064112	40.73	4640	4640	0.00	79561045
	Total Public Shareholding (B)+(B1)+(B2)+(B3)	101298	95632857		95632857	46.31	95632857.00		95632857	46.31	4640	4640	0.00	908644

Disclosure of notes in case of promoter holding in dematerialised form is less than 100 percentage

Disclosure of notes in case of public share holding is less than 25 percentage

Disclosure of notes on shareholding pattern for company remarks explanatory

Add Notes

Add Notes

Add Notes

Add Notes

Add Notes



POST SCHEME EQUITY SHAREHOLDING PATTERN OF THE BOMBAY DYEING AND MANUFACTURING COMPANY LIMITED

There is no change in the Equity Shareholding Pattern of The Bombay Dyeing and Manufacturing Company Limited post Scheme of Arrangement.

FOR THE BOMBAY DYEING AND MANUFACTURING COMPANY LIMITED



SANJIVE ARORA

COMPANY SECRETARY



SCAL SERVICES LIMITED

(CIN : U65990MH1983PLC031492)

Regd. Office: Wing "A", Raheja Point I, Pt. Jawaharlal Nehru Road,
Vakola, Santacruz (E). Mumbai 400055.


Telephone – 91-22-6733 9400, Fax : 91-22-2667 3193, E-Mail ID : scalservicesltd@gmail.com

Pre-Scheme Arrangement Shareholding Pattern of Scal Services Limited as on June 30, 2018

Sr. No.	Name of Equity Shareholder	No. of equity shares of Rs. 100/- each	% of Holding
1.	The Bombay Dyeing & Mfg. Co. Ltd.	30,395	19.00
2.	Mr. S. S. Kelkar Jt. with The Bombay Dyeing & Mfg. Co. Ltd.	1	0.00
3.	Mr. S. Raja Jt. with The Bombay Dyeing & Mfg. Co. Ltd.	1	0.00
4.	Mr. J.C. Bham Jt. with The Bombay Dyeing & Mfg. Co. Ltd.	1	0.00
5.	Mr. R.V. Sarma Raja Jt. with The Bombay Dyeing & Mfg. Co. Ltd.	1	0.00
6.	Mr. N. Venkat Krishnan Jt. with The Bombay Dyeing & Mfg. Co. Ltd.	1	0.00
7.	Pentafil Textile Dealers Ltd.	30,400	19.00
8.	Bombay Dyeing Real Estate Co. Ltd.	30,400	19.00
9.	BDS Urban Infrastructures Pvt. Ltd.	68,800	43.00
Total		1,60,000	100.00

Note: There is no change in the Shareholding Pattern of Scal Services Limited post Scheme of Arrangement.

FOR SCAL SERVICES LIMITED



Director

Place: Mumbai

Date: August 1, 2018

